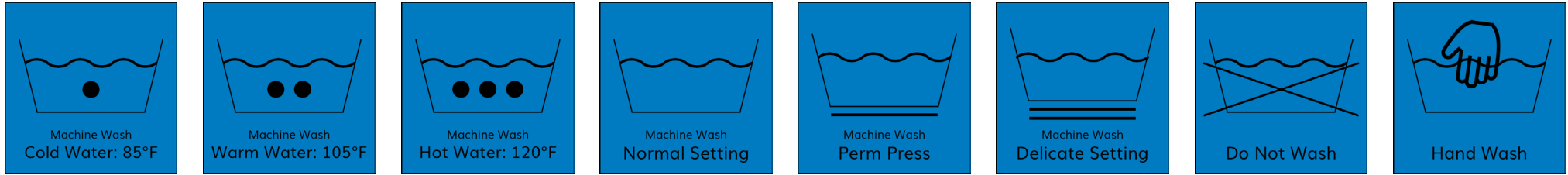
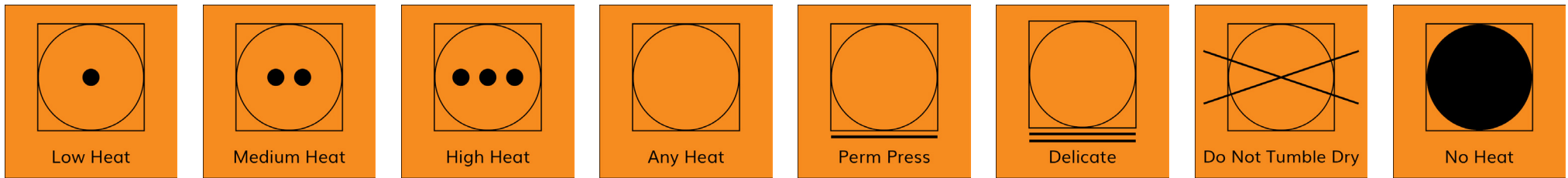


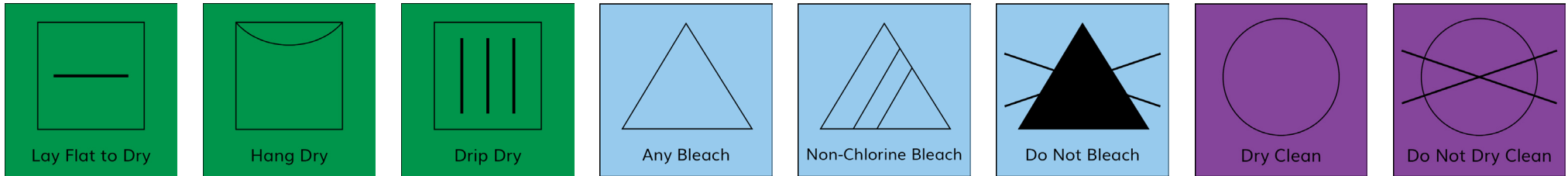
# Laundry Symbols Explained: What do the laundry symbols mean?



These symbols tell you how to wash an item to ensure the fabric isn't damaged and that it doesn't shrink. There may be more than one symbol — make sure to follow all of them. If an item has the "do not wash" symbol then it should also have additional symbols about how to clean.



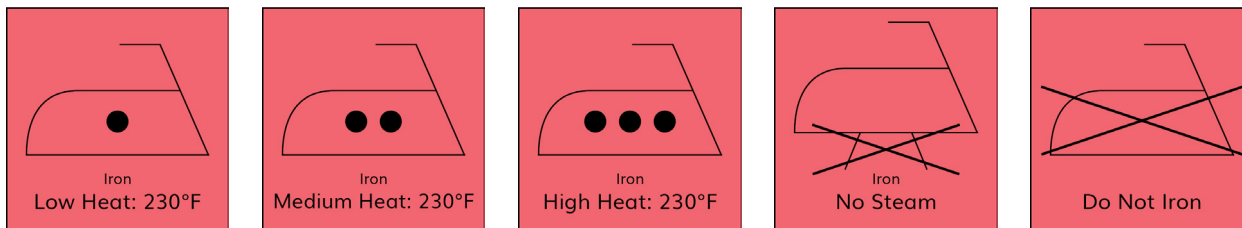
These symbols tell you how to dry an item to ensure the fabric isn't damaged and that it doesn't shrink. There may be more than one symbol — make sure to follow all of them. If an item has the "do not tumble dry" symbol then it should also have additional symbols about how to dry.



These symbols mean you cannot put an item into your clothes dryer or apply any heat to get it dry.

These symbols tell you what bleach is safe for the item. Options are chlorine and non-chlorine bleach.

These symbols tell you if the item can be dry cleaned or not.



These symbols tell you how to iron an item to ensure the fabric isn't damaged. Irons have the option to turn the steam on or off, which is separate from the heat setting.

*If you're ever in doubt or nervous to clean an item yourself, bring it to us — we are garment care experts. We can launder or dry clean almost any piece of clothing you own!*



[www.maxiwalker.com](http://www.maxiwalker.com)